



Guide to the 2026 Registration for Selection Form

2027 Intake

CONTENTS

Overview of Selection to SET	1
General Information	
Registration Dates	2
Accessing the Registration Form	3
Navigation	4
Identifying if a PDF is password protected	5
General Surgical Science Examination (GSSE)	6
Introduction to Operating with Respect (IOWR) eModule	6
Registration Form Pages	
Applicant Details	7
Applicant Address	8
Applicant Medical Registration	9
Withdrawn/Dismissed	10
Citizenship and Permanent Residency	11
Previous Registration on a SET Program	12
Cultural and Linguistic Diversity	13
Aboriginal and Torres Strait Islander Selection Initiative	14
Specialty Applications	15
Agreement and Submission Review	16
Shopping Cart and Payment	17-18
Confirmation Emails	18

Overview of Selection to SET

Selection to the RACS Surgical Education and Training (SET) program occurs annually.

There are five stages in the selection process:



Stage 1: Registration

- Through the RACS website
- Opens: Tuesday 6 January 2026
- Closes: Friday 30 January 2026



Stage 2: Application

- Open & Close dates vary between specialties
- Refer to Specialty Selection regulations for details



Stage 3: Referee reports collected

- Refer to Specialty Selection regulations for details
- Collected: April - June 2026



Stage 4: Interviews

- Refer to Specialty Selection regulations for details
- Conducted: June - July 2026



Stage 5: Announcement of Offers

- Refer to Specialty Selection regulations for details
- Last date for offers: Friday 6 November 2026

This document is a guide to **Stage 1** (Registration) of the Selection to SET process focusing on the online form which is used.

General Information

You must register online through the [RACS | Portal](#) if you intend to apply for selection in 2026 for the 2027 SET intake (even if you have registered in a previous year). There is a non-refundable fee payable at the time of registration (which covers all specialties you register for)

The Online Registration Form captures:

- your contact details
- evidence you meet all generic eligibility requirements for SET Selection
- the surgical specialties you would like to apply to

There is no limit to the number of specialties you can select at the registration stage. You do not need to submit an application for all the specialties you register for, however if you have not registered for a particular specialty, you cannot submit an application to it in the current selection year.

Some surgical specialties have a maximum number of times you may **apply** to that specialty (if this is the case, it will be documented in the relevant specialty selection regulations). The number of times you have applied to these specialties is not checked during registration for selection.

Registration Dates

2026 SET SELECTION REGISTRATION

- **Opens:** 12 noon (AEDT) Tuesday 6 January 2026
- **Closes:** 12 noon (AEDT) Friday 30 January 2026

You must complete your registration, including payment of the registration fee prior to 12 noon (AEDT) Friday 30 January 2026. There are strictly no extensions to this deadline.

Accessing the Registration Form

While registration for selection is open, the online form is available on the RACS website on the [Applying for the 2027 SET intake](#) webpage.

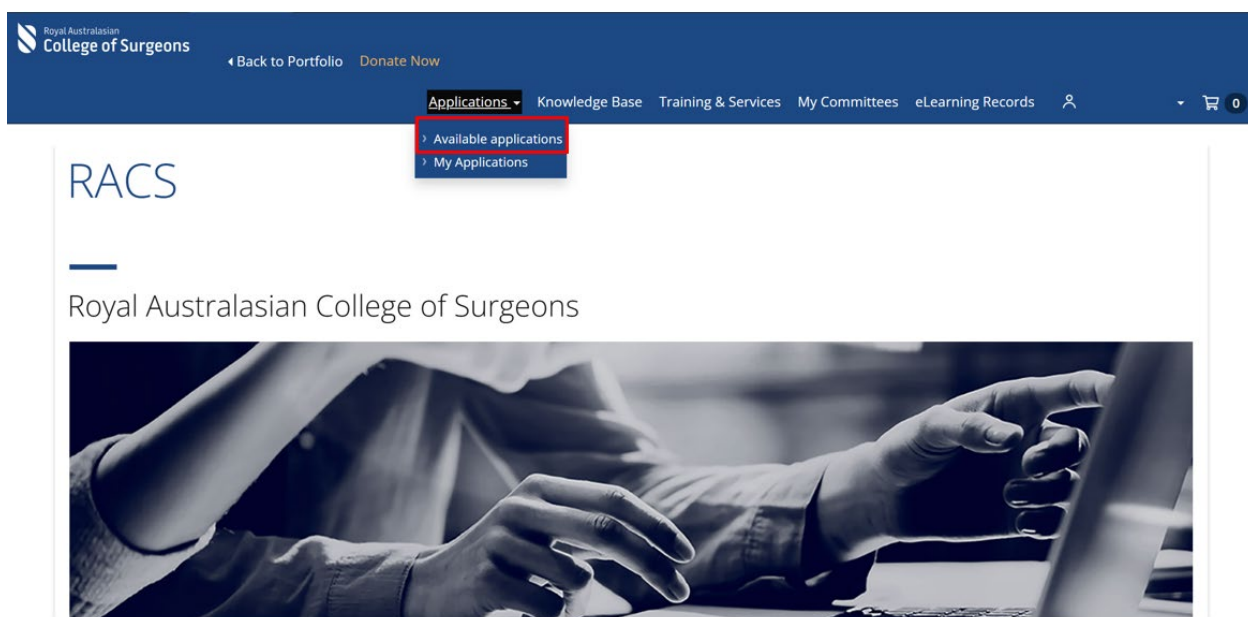
The screenshot shows the Royal Australasian College of Surgeons website. The navigation menu includes 'Become a surgeon', 'Trainees', 'Fellows', and 'SIMGs'. The 'Key Information' section lists 'About specialist surgeons', 'How do I become a surgeon?', 'Selection process and requirements' (highlighted with a red box), 'Admission to Fellowship', and 'International surgical training'. A red arrow points from the 'Selection process and requirements' link to the 'Applying for the 2027 SET intake' link in the 'SET selection requirements, process and application' section. This section also includes links for 'The SET selection process', 'Generic eligibility requirements for selection', 'Specialty specific eligibility criteria and selection processes', 'Aboriginal and Torres Strait Islander Selection Initiative', 'Application fees', 'Frequently asked questions (FAQs)', and 'Contact'.

To access the registration for selection form, you can either access the form through your eHub or click on the online registration button at the top of the webpage and enter your RACS login details.

If you can't remember your details, try resetting your **password** or retrieving your **username**.

[ONLINE REGISTRATION FORM](#)

Navigation



You can complete this form at your convenience. All information you enter in fields, and the documents you upload are saved on the RACS server as you progress so you can complete this form over several sessions if necessary.

You can navigate to the different sections of the form either by clicking on the relevant section on the left-hand side of the page, or by using the *Back* and *Next* buttons at the bottom of the page.

Mandatory fields are marked with a red asterisk. If any of these are missing, the Submission Review page will notify you to complete these fields. Your Registration won't be able to be submitted without the mandatory information.

All submitted information can be checked and reviewed before submission on the Submission Review page.

Some sections of the form require mandatory documentary evidence to be uploaded.

Uploaded documents must be:

- Adobe Portable Document Format (*.pdf) OR JPEG File interchange Format (*.jpg).
- less than 2MB in size

Documents must **not be password protected.**

Forms containing password protected document(s) become corrupted and may not contain all information entered or uploaded when they are submitted.

See next page for how to identify if a PDF (the most common document which causes errors) is password protected

We recommend that you **check all documents before uploading them** to ensure that they can be uploaded and will not cause any issues.

You will not be able to submit your registration until all required documents have been uploaded. RACS is unable to assist with scanning or converting documents to the correct format.

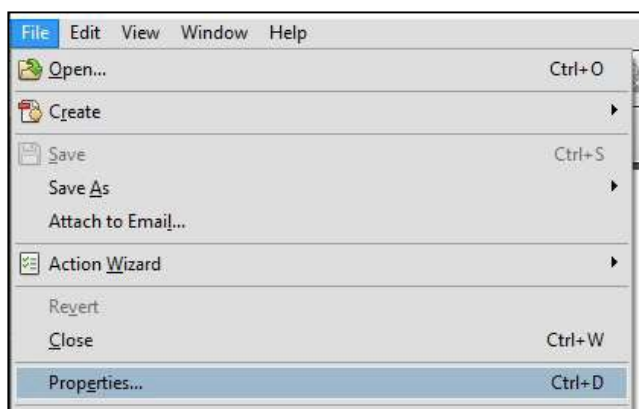
If you have any difficulties with completing the selection registration form, email SET Enquiries SET.Enquiries@surgeons.org

Please include screenshots as well as details of what happened when the error was generated.

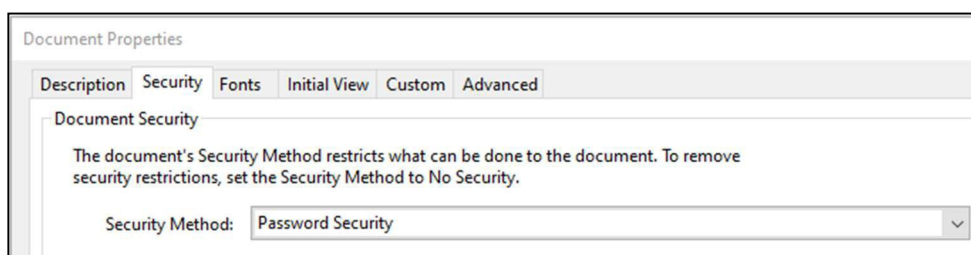
Identifying if a PDF is password protected

The most common documents which will be protected with a password are PDFs (especially certificates).

Open the PDF and navigate to the *File* menu. Select *Properties*.

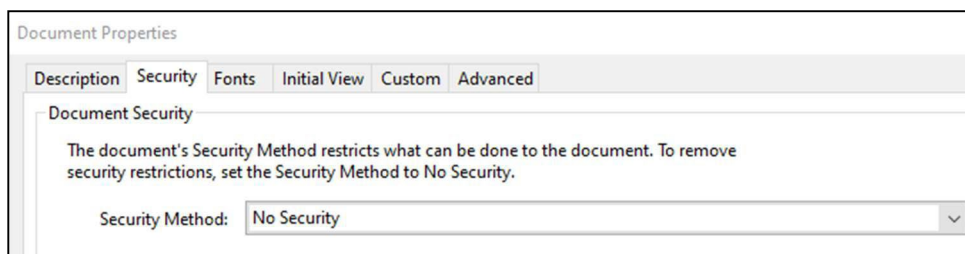


Open the *Security* tab.



If the security method shows *Password Security*, the document is password protected.

To obtain an unprotected copy you will need to print out and scan the document. The scanned copy should be able to be uploaded without difficulty.



If the security method shows as *No Security*, you can upload the PDF as evidence.

General Surgical Science Examination (GSSE)

All specialties require you to have passed the RACS [Generic Surgical Sciences Exam \(GSSE\)](#) either at the time of registration or by the close of SET applications. This exam is designed to ensure that you demonstrate a minimum standard of knowledge in the surgical sciences of anatomy, pathology, and physiology - the foundation of surgical training. Passing the GSSE requires demonstration of this 'minimum standard' of knowledge in each discipline as well as sound knowledge 'across the board'.

Important:

1. You must check the selection regulations of any specialties you intend to apply to for confirmation of whether a pass in the February session of the GSSE will be accepted.
2. A pass in the GSSE has no expiry period.
3. Applicants who enrol, sit and fail the February GSSE will not be eligible to proceed further in the selection process.

Operating with Respect (OWR) & Introduction to Operating with Respect (IOWR) eModules

You must have completed **either** the Operating with Respect (OWR) or the Introduction to Operating with Respect (IOWR) [eLearning](#) module. You do not need to upload a copy of your certificate to provide evidence of completion as this is automatically checked.

The RACS OWR eModule was retired in late 2023. This is no longer available.

Introduction to Operating with Respect (IOWR) eModule:

The RACS IOWR eModule replaced the OWR eModule and includes revised and additional content.

Existing JDocs will have access to this module as part of their subscription. Otherwise, you can register via your College dashboard. The course is free to RACS members (Fellows, Trainees, and SIMGs) with non-members needing to pay a nominal fee.

Once your registration has been finalised, you will be able to access the course through your College Dashboard, or your eLearning resources.

- There may be a delay of up to two hours between successful registration and your access to the IOWR course
- The *future start date* for the course is a system limitation and will **not** impact your access to the IOWR course.


Registration Form Pages

Applicant Details

[Home](#) > [Applications](#) > Surgical Education Training - Confirm your details

Surgical Education Training - Confirm your details

Personal Details

RACS ID <input type="text"/>	Formal Salutation <input type="text"/>
Prefix * <input type="text" value="Select"/>	Birthday <input type="text" value="DD/MM/YYYY"/> 
First Name * <input type="text"/>	Mobile Phone <input type="text" value="Provide a telephone number"/>
Middle Name <input type="text"/>	Primary Email * <input type="text"/>
Last Name * <input type="text"/>	Gender <input type="text" value="Select"/>

Details in this tab are imported from your existing RACS profile. Check if these are correct and make any necessary changes.

Important:

You should ensure that the email address and phone numbers on this page will be valid for the entire selection period.

Phone numbers should be entered in the format:

+<Country code> <region code> <number>

Examples:

+61 3 9249 1200

+61 435 123 456

+64 21 123 456


In general, if you enter your phone number, the registration form will format it for you.

Registration Form Pages

Applicant Address

Address

ADD ADDRESS

Address Type	Street ↑	Street 2	Suburb / City	Postcode	State	Country	Billing	Mailing	Shipping	
Work Practice Address	250-290 Spring St		EAST MELBOURNE	3002	VIC	Australia	Yes	Yes	Yes	 

Create

×

Address Type *

Please Select



Country *

Search Address

Street *

Street 2

Suburb / City *

Postcode

State

☐ Mailing Address

☐ Shipping Address

☐ Billing Address

CANCEL

SAVE

Addresses should be imported from your RACS profile. Check if this is correct and make any necessary changes.

Additional addresses can be inputted using the Add Address function and completing the form shown above. Please ensure the correct addresses are marked as the mailing, shipping and billing addresses.

Should you encounter any issues, please contact SET.Enquiries@surgeons.org.

Registration Form Pages

Applicant Medical Registration

Medical registration

Validate

For RACS to validate your qualification and PGY level, you need to provide evidence of your medical registration.

If you have previously entered this in your profile, it will be imported into this field. If this field is blank, or you wish to change whether your AHPRA or MCNZ number is associated with your registration, enter your medical registration number on the initial application page, in the section shown above.

The required formats of the medical registration number are as follows:

- Australian Health Practitioner Regulation Agency (AHPRA)

'MED000XXXXXX'

- Medical Council of New Zealand (MCNZ)

'XXXXX'

Please ensure your registration number conforms to one of these two formats.

Should you encounter any issues, please contact SET.Enquiries@surgeons.org.

Registration Form Pages

Withdrawn/Dismissed

Withdrawn/Dismissed

Have you at any stage withdrawn or been dismissed or terminated from a RACS training program?

*Including any specialty of Advanced Surgical Training (AST), Specialist Surgical Training (SST), or Surgical Education and Training (SET)

☒ Yes

☐ No



CIC letter

If YES, please attach a copy of your letter from the Censor in Chief (or Chair of Committee of SET) granting you permission to reapply to Surgical Training.

If you do not have a letter from the Censor in Chief granting you permission to reapply to Surgical Training you are ineligible to continue with the selection process in 2026. Please refer to the RACS Policy, Former Trainees Seeking to Reapply to Surgical Training.

Letter from Censor in Chief*

PDF or JPG, <2MB, not password protected

CHOOSE FILE

If you have previously withdrawn or been dismissed from a RACS Training Program you will need to upload a copy of a letter from the RACS Censor in Chief (CIC) granting you permission to reapply to Surgical Training in the section shown above.

Please note the file restrictions: PDF or JPG only, no more than 2mb and **not** password protected.

Please read Page 5 of this document for guidance on how to identify protected PDFs, and how to remove protection.

Important:

If you have previously withdrawn or been dismissed from a RACS Training program and do not upload evidence of your permission to reapply, you will be ineligible to proceed in the selection process.

Citizenship/Permanent Residency

Citizenship/Permanent Residency

I am a citizen/permanent resident of*

Please indicate your country of citizenship or permanent residence

Evidence of citizenship/residency*

Please attach proof of citizenship/residency. RACS will only accept one of the following as proof of citizenship/residency:

- Australian or New Zealand birth certificate
- Passport
- Permanent resident visa, or
- Certificate of citizenship

Documents do not need to be stamped by a Justice of the peace for the purposes of selection registration

CHOOSE FILE

What type of document did you provide?*

Please select the citizenship/residency evidence document that you have provided.

Is your proof of citizenship / residence in a different name than your other documentation?

If so, please upload official evidence of name change

☐ No

In this section you need to provide evidence of either citizenship or permanent residency of Australia or New Zealand.

Documents **do not** need to be stamped by a Justice of the peace for the purposes of selection registration.

The only forms of evidence which are accepted are:

- Birth certificate
- Permanent resident visa
- Passport
- Certificate of Citizenship

Important:

If your name has changed since your citizenship/permanent residency evidence was issued, you will also need to upload evidence of your name change.

Previous Registration

Previous Registration

Have you registered for a RACS training program in the past?*

☐ Yes

☒ No

Answer Yes to this question if you have previously:

- been a RACS Basic Surgical Trainee (BST)
- been a RACS Advanced Surgical Trainee (AST)
- been a RACS Surgical Education and Training (SET) Trainee
- been a RACS Specialist Surgical Trainee (SST)
- accepted an offer to a RACS SET program but deferred entry

PREVIOUS REGISTRATION ON A RACS TRAINING PROGRAM

This information is collected for reporting purposes only.

Answer Yes to this question if you have previously:

- been a RACS Basic Surgical Trainee (BST)
- been a RACS Advanced Surgical Trainee (AST)
- been a RACS Surgical Education and Training (SET) Trainee
- been a RACS Specialist Surgical Trainee (SST)
- accepted an offer to a RACS SET program but deferred entry

Cultural and Linguistic Diversity

Cultural and Linguistic Diversity

Cultural and Linguistic Diversity

Completion of this section is voluntary but very valuable to help us track our progress in identifying and increasing diversity.

Collection and use of this data is in accordance with our Privacy Policy. If you have any concerns, please contact the RACS Privacy Officer at college.privacy@surgeons.org

Country of Birth

Ancestry

- ☐ Aboriginal
- ☐ African
- ☐ Asian
- ☐ Australian or New Zealand
- ☐ European
- ☐ Latin American
- ☐ Māori
- ☐ Middle Eastern
- ☐ Pacific Peoples
- ☐ Torres Strait Islander
- ☐ Other

Other ancestry

Main Language other than English spoken at home

COUNTRY OF BIRTH, ANCESTRY AND OTHER LANGUAGES SPOKEN

Applicants are not required to complete this section. RACS collects this information to assist in tracking our progress in identifying and increasing diversity in the surgical profession.

All use of this data is in accordance with the [RACS Privacy Policy](#).

ABORIGINAL AND TORRES STRAIT ISLANDER SELECTION INITIATIVE

Aboriginal and Torres Strait Islander Initiative

Consideration for Aboriginal and Torres Strait Islander selection initiative

RACS is committed to improving the representation of Aboriginal, Torres Strait Islander and Māori Fellows and Trainees. Council has approved the implementation of the Aboriginal and Torres Strait Islander Surgical Trainee Selection Initiative.

This initiative hopes to encourage more doctors with Aboriginal and Torres Strait Islander heritage to apply for, and be successful in gaining a place on, the surgical education and training program.

The following Specialty Training Boards have implemented this policy into their selection process:

- Cardiothoracic Surgery
- General Surgery Australia
- Neurosurgery
- Orthopaedic Surgery Australia
- Otolaryngology, Head and Neck Surgery Australia
- Paediatric Surgery
- Plastic and Reconstructive Surgery Australia
- Urology
- Vascular Surgery

If you have indicated above that you are of Aboriginal and Torres Strait Islander heritage and you wish to be considered for selection under this initiative, please check this box

Are you of Aboriginal or Torres Strait Island descent and wish to be considered for selection under the selection initiative?

The information regarding your heritage will be disclosed to the relevant board to progress the initiative when ranking candidates, but will not be disclosed to Fellows participating in the assessment of applicants.

☐ Yes

☐ No

Applicants who wish to be considered under the [Aboriginal and Torres Strait Islander Selection Initiative | RACS](#) should read and complete this section.

If you nominate that you wish to be considered for this initiative, you will be contacted after your Selection Registration form has been completed to provide one of the forms of supporting evidence listed below:

- AIDA membership certificate
- Copy of written confirmation of indigeneity from an incorporated Aboriginal and/or Torres Strait Islander corporation (on official letterhead and signed by an authorised person)
- Other confirmation of indigeneity endorsed by a local incorporated Aboriginal and/or Torres Strait Islander community organisation, Land Council or health service.

Specialty Applications

Specialty Applications

Specialty information

Selection for the SET Program is General Surgery, Otolaryngology Head & Neck Surgery, Plastic and Reconstructive Surgery and Orthopaedic Surgery is conducted on a national basis. You can only apply for selection in one country. You must choose which country you wish to apply to.

Please check your selection is correct - you will not be able to change your form after registrations have closed.

I intend to submit an application into the following Specialties:

Specialty info alert

If you are applying to a specialty with different selection in Australia and New Zealand, you can only select one of these. Please ensure that you select the correct specialty in the country that you wish to apply for.

Specialty Selection*

- ☐ Cardiothoracic Surgery
- ☐ General Surgery - Australia
- ☐ General Surgery - New Zealand
- ☐ Neurosurgery
- ☐ Orthopaedic Surgery - Australia
- ☐ Orthopaedic Surgery - New Zealand
- ☐ Otolaryngology Head & Neck Surgery - Australia
- ☐ Otolaryngology Head & Neck Surgery - New Zealand
- ☐ Paediatric Surgery
- ☐ Plastic and Reconstructive Surgery - Australia
- ☐ Plastic and Reconstructive Surgery - New Zealand
- ☐ Urology
- ☐ Vascular Surgery

There is no limit to the number of specialties that you can indicate at this stage.

IMPORTANT: The following specialties (in the below table) have separate selection processes in Australia and New Zealand. You can only apply for selection in **one country**.

General Surgery Australia	General Surgery New Zealand
Plastic and Reconstructive Surgery Australia	Plastic and Reconstructive Surgery New Zealand
Orthopaedic Surgery Australia	Orthopaedic Surgery New Zealand
Otolaryngology Head and Neck Surgery Australia	Otolaryngology Head and Neck Surgery New Zealand

Please check your selection is correct - you will not be able to change your selection once registration has closed.

Note to Applicants to Plastic and Reconstructive Surgery New Zealand

Applying to SET does not guarantee a place on the Training program. The New Zealand Board of Plastic and Reconstructive Surgery encourages **all** applicants to have a back-up plan in place.

Please note that notification of SET application outcomes occurs after the closing date for applications to non-SET registrar roles at New Zealand hospitals. Applicants are encouraged to apply for non-SET registrar positions early if that is their back-up plan.

Agreement

Agreement

Agreement consent

I certify that the information submitted in this registration, for the purpose of processing my eligibility to apply for Surgical Education and Training, is true and correct. I understand that the information submitted in this registration may be disclosed to internal and external parties who provide administrative or organisational support to the selection process, or where RACS is required to do so by law. I understand that the RACS may wish to verify the information provided within this registration with external institutions or individuals. I consent to the information being used and disclosed as stated.

I understand that should any of the information submitted as part of this registration be found to be false, this registration may be excluded by RACS from the Surgical Education and Training selection process and I may be disqualified from making any future applications to Surgical Education and Training. I have read and understood the RACS Registration for Selection into SET and agree that I meet the minimum eligibility criteria, including consent to police check.

☐ I agree to the above stated registration conditions*

Terms and conditions

You are required to confirm that you have read and understood the following policy: [Registration for Selection into SET](#) and agree that you meet the minimum eligibility criteria, including consent to police check.

You must agree to the declaration statement on the final page of the registration form to submit your form and proceed to the payment screen.

Submission Review

Submission Review

Please review all your responses below. You can edit any section by clicking the edit icon.


 Completion Status

 3 of 14 fields completed (21%)

 1 of 7 required fields completed

The final page of the Registration form allows you to review the information submitted in each section. You will see a progression icon at the top of the page, indicating if there are any mandatory fields you have yet to complete.

You will not be able to submit your form if you have not completed all of the required fields.

 Please Complete Your Form

6 items need your attention in 4 sections

> Withdrawn/Dismissed

1

1 to complete

> Citizenship/Permanent Residency

3

3 to complete

> Specialty Applications

1

1 to complete

> Agreement

1

1 to complete

Shopping Cart & Payment

[Home](#) > Shopping Cart

My Cart

(1 items)



Selection Registration Fee (Australia)

Item ID: SET_REG_AU

Type: Selection Category

Price: \$ xxx.xx

Qty: 1

[+ UPDATE](#)

[DELETE](#)

[PRODUCT DETAILS](#)

[CONTINUE SHOPPING](#)

\$ xxx.xx

My Cart Total

AUD

Subtotal :

\$ xxx.xx

GST :

\$ xx.xx

Cart Total :

(Inclusive of GST)

\$ xxx.xx

[PROCEED TO PAYMENT](#)

Voucher

[APPLY VOUCHER](#)

Donate to the Foundation for Surgery

Two out of three people worldwide do not have access to safe, affordable surgical care when they need it most. You can help change this by supporting the Foundation for Surgery life-changing global health, Indigenous health and surgical research projects.

100% of your tax deductible donation is dedicated to addressing critical surgical need.

Would you like to support safe surgery and help children, families and communities access quality surgical care when they need it most?

☐ * Yes! I want to support safe surgery through our Foundation for Surgery today

☐ * No, I do not wish to make a donation at this time

Delivery Information

Delivery by Australia Post or Express Post is free of charge. If courier delivery is expressly requested, these costs will be charged to the customer, following customer agreement after a courier cost quote is obtained.

Orders are dispatched within two business days of receipt of order

- For items under \$55 of value, Australia Parcel Post is used which delivers within 5 to 9 business days
- For items over \$55 value, Express Post is used which usually has next day delivery. This is done so that the parcel may be tracked.

Merchandise can also be purchased in person from the RACS Melbourne Office at:

250 – 290 Spring Street, East Melbourne between normal business hours.

Once you have completed your application and clicked submit, you will be redirected to your Shopping Cart.

Please check that all details are displayed correctly. Information regarding RACS' Registration Fees can be found here: [Application fees | RACS](#).

You will not be able to proceed to payment without completing the Foundation for Surgery donation field. Please complete this section and then you can proceed with payment.

Shopping Cart & Payment

[Home](#) > [Shopping Cart](#) > RACS Check Out

Checkout

My Information

Contact Name

EDIT DETAILS

Email

Contact Number

Delivery Information

Shipping Address



EDIT DETAILS

Billing Address

EDIT DETAILS

Payments

Choose a way to pay

	Card
	PayPal

Note: Royal Australasian College of Surgeons does not store any credit card information as part of this purchase.

COMPLETE PAYMENT

By selecting "Complete Payment" you accept [Royal Australasian College of Surgeons Terms & Conditions](#). To provide you with the full membership experience, we will process your personal data in accordance with the [Royal Australasian College of Surgeons Privacy Notice](#).

My Cart Total

AU

Order Id : ORD-55494-L8G8P

Order Value : \$ xxx.xx

GST : \$ xx.xx

Cart Total : \$ xxx.xx
(Inclusive of GST)

Order Details

Item	Amount
 Selection Registration Fee (Australia)	\$ xx.xx

Payment can be made via PayPal or directly via card. Please consult RACS' Terms and Conditions and Privacy Notice here: [Disclaimer and privacy | RACS](#).

Registration confirmation email

An automated confirmation email will be sent to your email address when you have submitted and paid for your selection registration. This will include a link to your completed registration form which you can download and view (you will need to have Acrobat installed on your computer to view the registration form).

Eligibility confirmation email

Checking your registration form will usually take two business days. Once this has been done, you will be sent an email regarding your eligibility to proceed to the application stage of selection.

Any enquiries about confirmation of the outcome of your selection registration should be sent to: SET.Enquiries@surgeons.org

