



Royal Australasian
College of Surgeons

The Western Australian
Audit of Surgical Mortality
(WAASM)

2023 Report Snapshot

5-year review
Jan 2018 - Dec 2022



RANZCOG™
Excellence in Women's Health

Snapshot

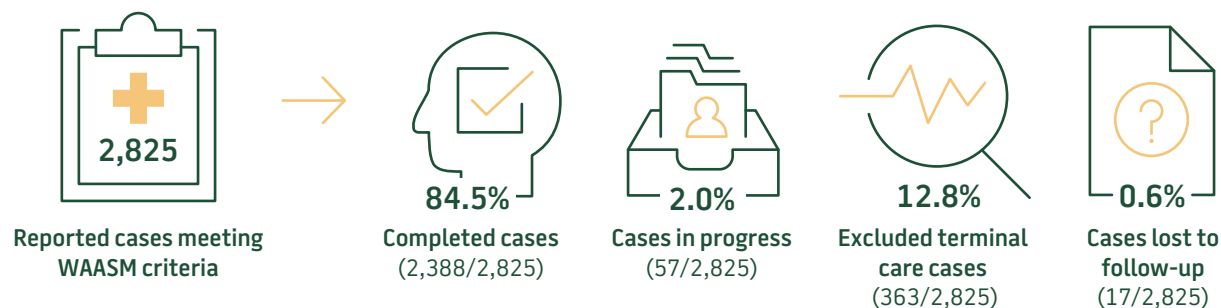
This snapshot covers cases reported to WAASM from **1 January 2018 to 31 December 2022**.

Note: Differences in denominators are due to incomplete information provided in surgical case forms and assessment forms, resulting in missing data.

Participation



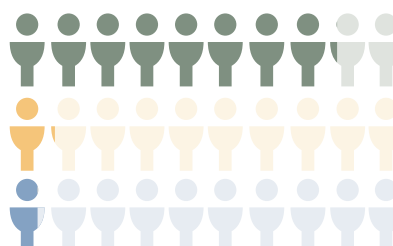
Analysis and audit numbers



Emergency 87.1%
(2,110/2,422)



Elective 12.9%
(312/2,422)



82.4% Public
(1,997/2,424)

10.3% Private
(250/2,424)

7.3% Co-location
(177/2,424)

Risk profile

Overall median age 77



Ages
(range 1 day to 104 years)

56.4% Male 43.6% Female



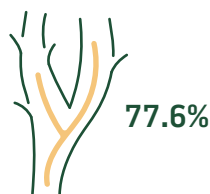
Male (1,592/2,825)
Female (1,233/2,825)



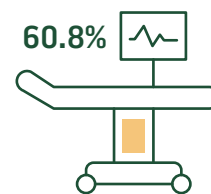
85.3%
Comorbidities
(2,066/2,423)



4.1%
Fluid balance issues
(99/2,417)



77.6%
DVT prophylaxis use
(1,870/2,409)



60.8%
CCU use
(1,472/2,420)

Patient transfers



30.9%
Patients transferred
(743/2,408)



11.0%
Delay in transfer
(80/729)



5.1%
Inappropriate transfer
(37/730)



5.1%
Insufficient clinical
information
(37/728)



2.9%
Inappropriate level
of care
(21/726)

Operations



65.2%
Patients had surgery
(1,581/2,424)



93.8%
Consultant surgeons who
made the decision to
operate (2,008/2,141)



67.4%
Consultant surgeons
who performed the
surgery (1,442/2,141)




15.8%
Unplanned returns to
theatre
(249/1,579)



4.4%
Operations abandoned
on finding a terminal
situation (92/2,108)

Infection



29.9%
Patients with clinically
significant infection
(724/2,420)



54.5%
Infection acquired
prior to admission
(394/723)



45.5%
Infection acquired
during admission
(329/723)



59.5%
Pneumonia
(195/328)



30.5%
Intra-abdominal
sepsis/Septicaemia
(100/328)

Peer-review outcomes



15.7%
Cases with one or more
clinical management
issues (374/2,388)



601
Number of clinical
management issues



12.6%
Adverse events
(76/601)



53.9%
Adverse events that
caused death
(41/76)



43.9%
Definitely preventable
adverse events that
caused death (18/41)



Royal Australasian College of Surgeons

Western Australian Audit of Surgical Mortality

Royal Australasian College of Surgeons

ACN 004 167 766 | NZCN 6235298

© RACS 2023